

KITHS, INC.


KITH'S INTEGRATED AND TARGETED HUMAN SERVICES FISCAL YEAR 2021

JULY 1, 2020 - JUNE 30, 2021



943 visits for any service.

+669 visits from FY2020



194 unique individuals served.

+54 individuals from FY2020

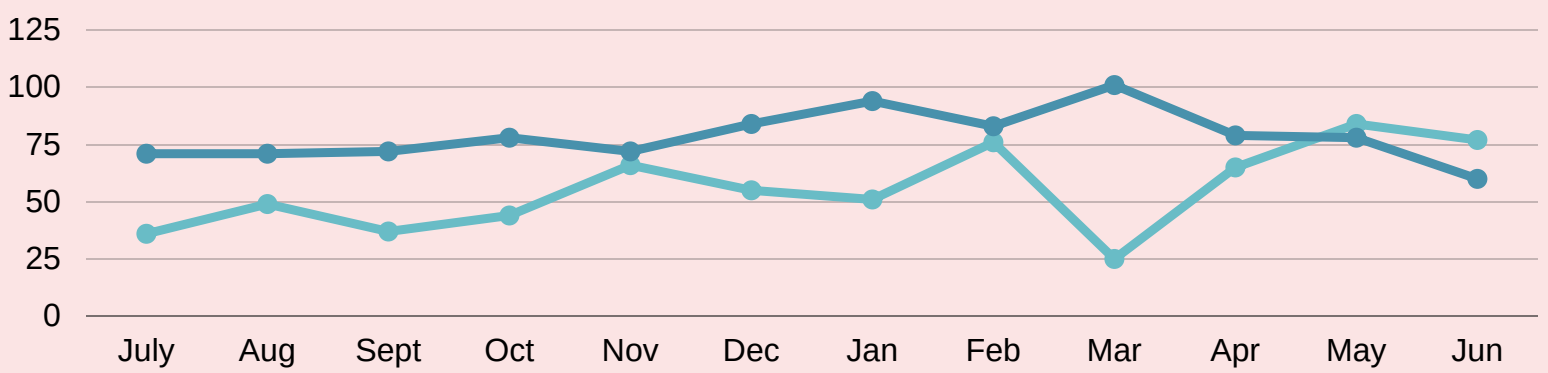


47.6% of clients served are women.

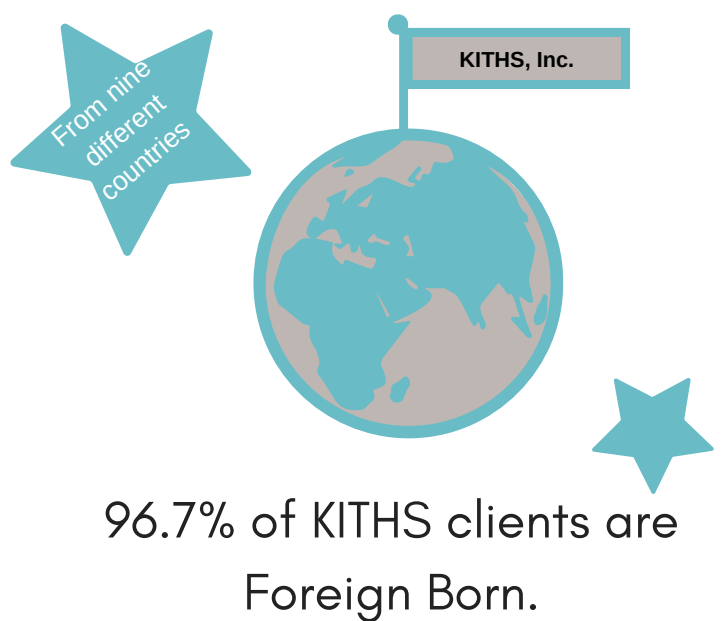
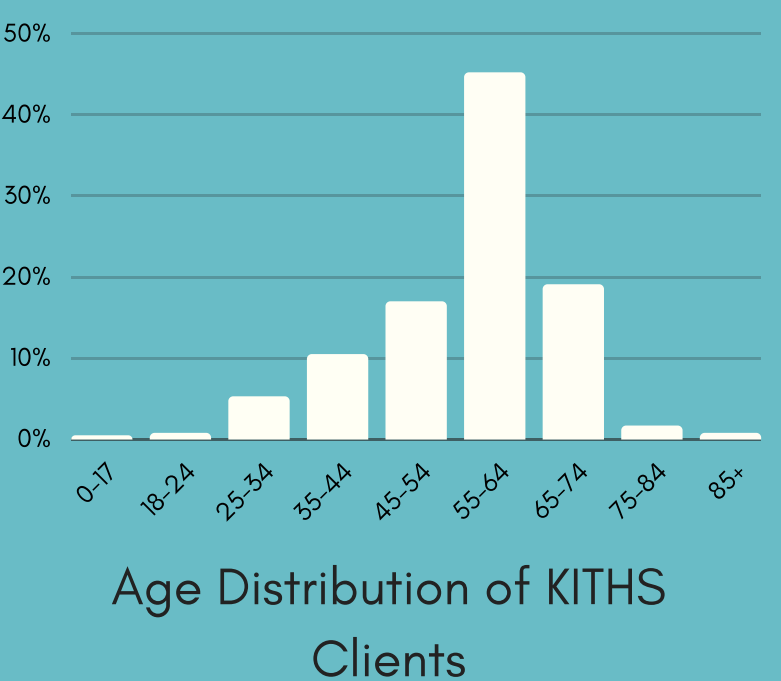


50.2% of clients served are Permanent Residents.

Number of visits per month



From July 1, 2020 through June 30, 2021, there have been 194 unique clients served through 943 service visits.



REASONS FOR VISITING KITHS, INC.



442 visits for general case management, including interpretation, letter-writing, etc.



231 visits for financial support such as LIHEAP, unemployment benefits, or SNAP.



201 visits for assistance with health insurance or health care navigation.



69 visits for assistance in accessing Social Security.



KITHS offers culturally competent social services to fill a need among Asian American, immigrant, and refugee communities.