

KITHS, INC.

KITH'S INTEGRATED AND TARGETED HUMAN SERVICES FISCAL YEAR 2020

JULY 1, 2019 - JUNE 30, 2020



669 visits for *any* service.



140 unique individuals served.

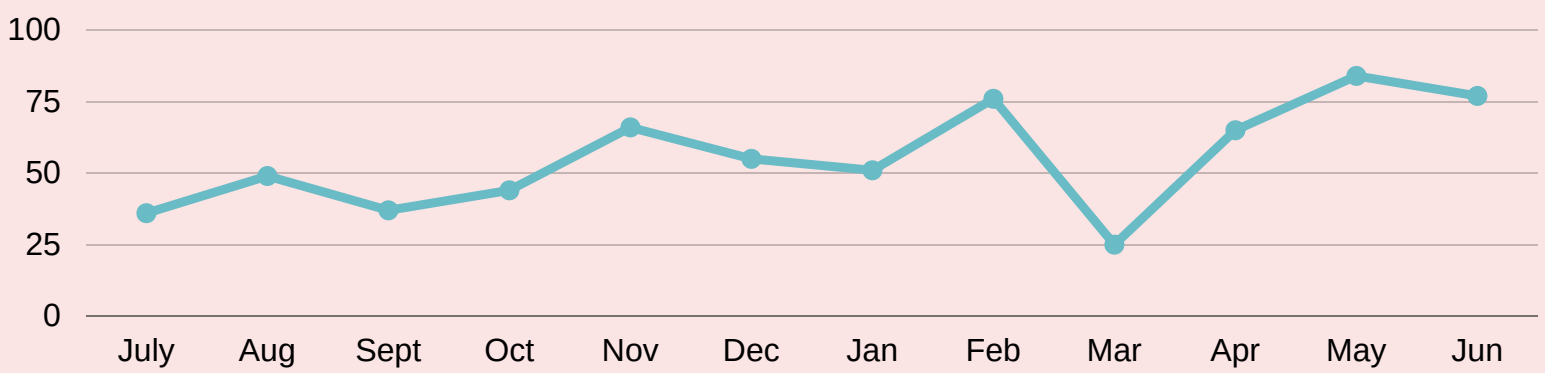


52% of clients served are women.

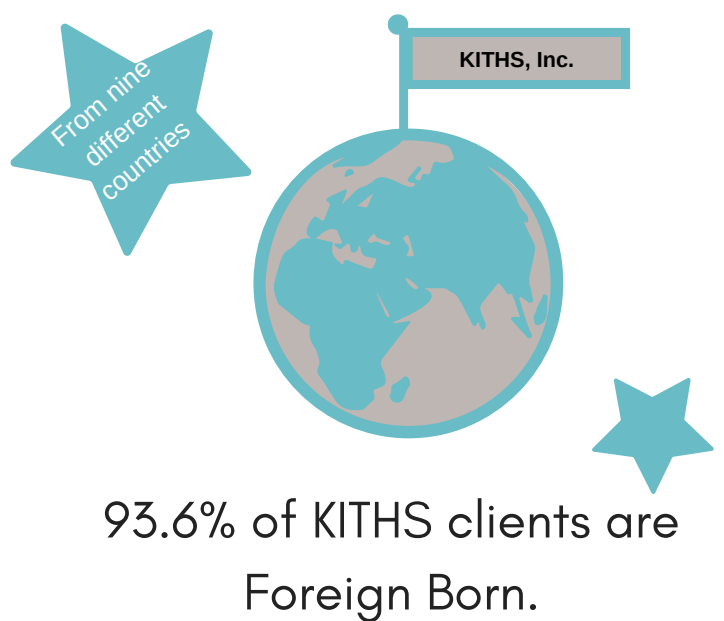
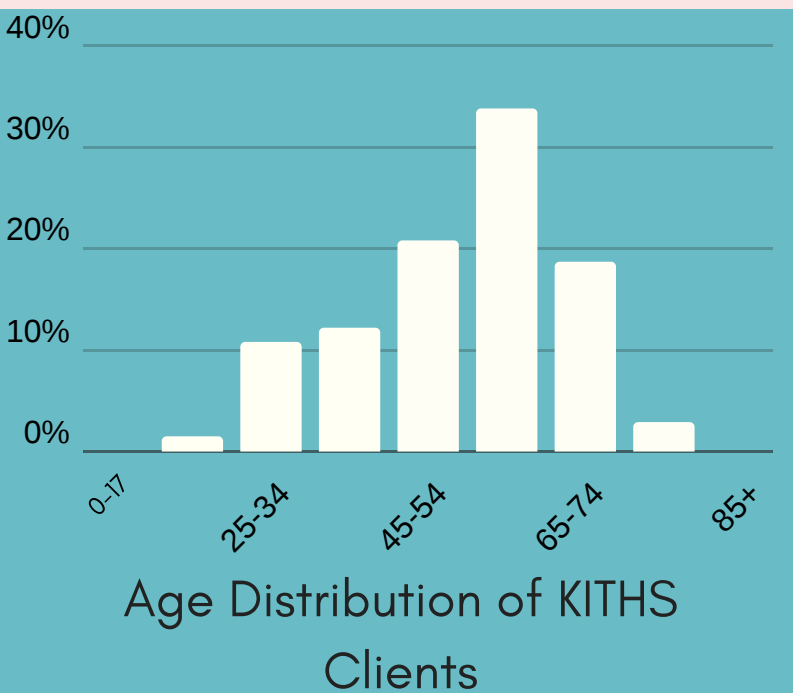


57% of clients served are Permanent Residents.

Number of visits per month



From July 1, 2019 through June 30, 2020, there have been 140 unique clients served through 669 service visits.



REASONS FOR VISITING KITHS, INC.



244 visits for case management, including interpretation, letter-writing, etc.



35 visits for immigration or citizenship services.



130 visits for assistance with health insurance or health care navigation.



64 visits for assistance in accessing Social Security.



KITHS offers culturally competent social services to fill a need among Asian American, immigrant, and refugee communities.