

KITHS, INC.

KITH'S INTEGRATED AND TARGETED HUMAN SERVICES

FISCAL YEAR 2019

JULY 1, 2018 - JUNE 30, 2019



498 visits for *any* service.



82 unique individuals served.

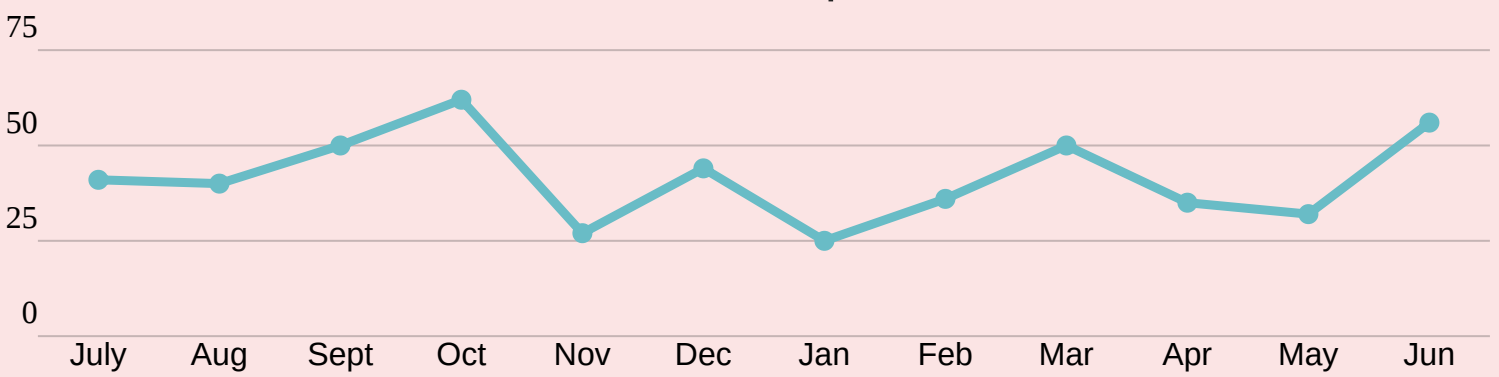


52% of clients served are women.

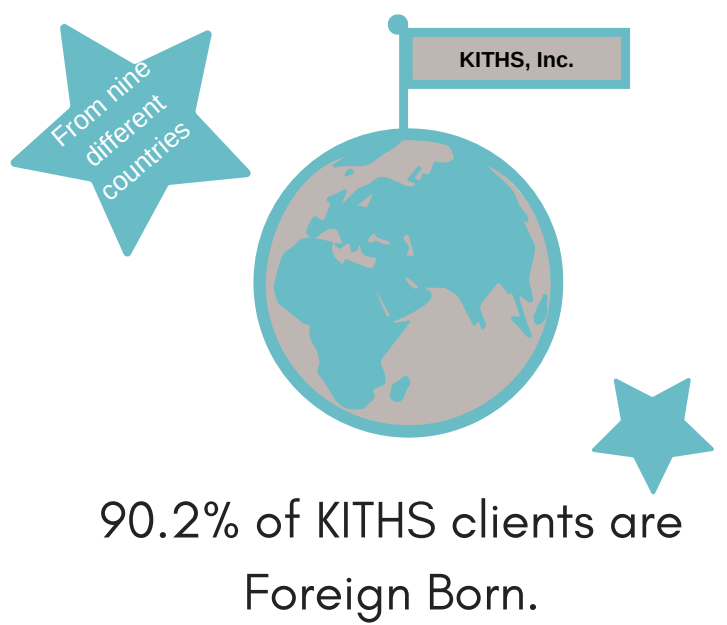
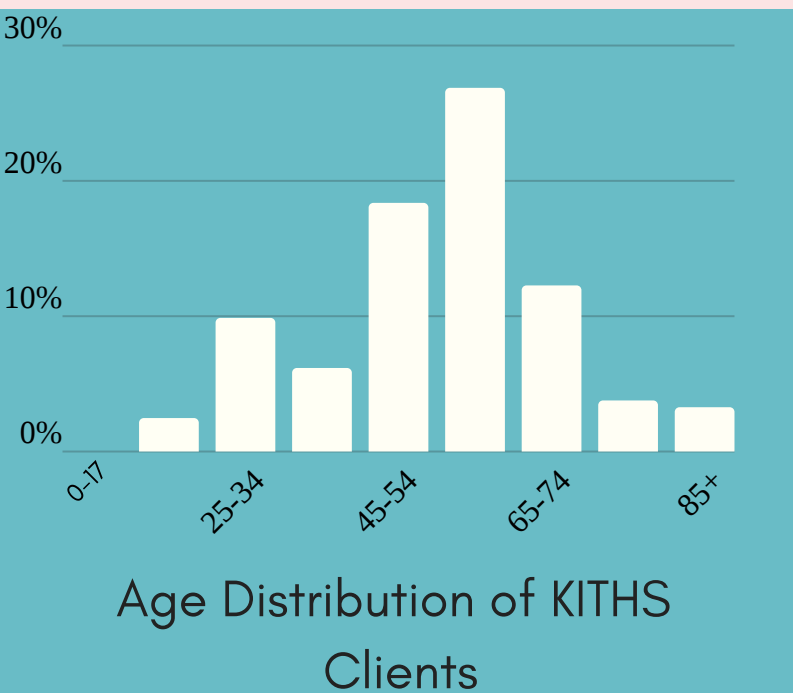


30% of clients served are Permanent Residents.

Number of visits per month



From July 1, 2018 through June 30, 2019, there have been 82 unique clients served through 498 service visits.



REASONS FOR VISITING KITHS, INC.



167 visits for case management, including interpretation, letter-writing, etc.



28 visits for immigration or citizenship services.



102 visits for assistance with health insurance or health care navigation.



43 visits for assistance in accessing Social Security.



KITHS offers culturally competent social services to fill a need among Asian American, immigrant, and refugee communities.